

# LED 24V CV Dim Driver

36W

PioLED Lighting (Pty) Ltd  
031 701 5746  
info@pioledlighting.africa

## Product Performance

Wattage	36W
Colour Temperature & Stock Code	PS014
Operating Temperature	-20 ~ 50°C
IP Rating	IP20
Input Voltage	220-240V
Surge Protection	2kV
Dimmable	Yes Triac Push Dim

## Physical Characteristics

Weight (g)	210g±10g
Housing Material	PC
Product Dimensions (mm)	H 43 x L 210 x W 30
Mounting Option	-

## Technical Parameters

Input Current	≤0.2A
Output Voltage	24V DC
Humidity	20 ~ 95%RH, non- condensing
Frequency	50/60Hz
In Rush Current	Cold start 45A
Output Current	Max 1.5A
THD	230V AC@THD<10%, at full load
TA & TC	ta: -20 ~ 50°C tc: 90°C
IES (Yes or No)	No

## Regulatory Qualifications

Energy Efficiency	A
Certification	CE

## Packaging info

Storage Temp	-40°C ~ 80°C
Carton Size (mm)	28*24*24cm
QTY/CTN	40
Net Weight	8.8 kg
Gross Weight	9.85 kg

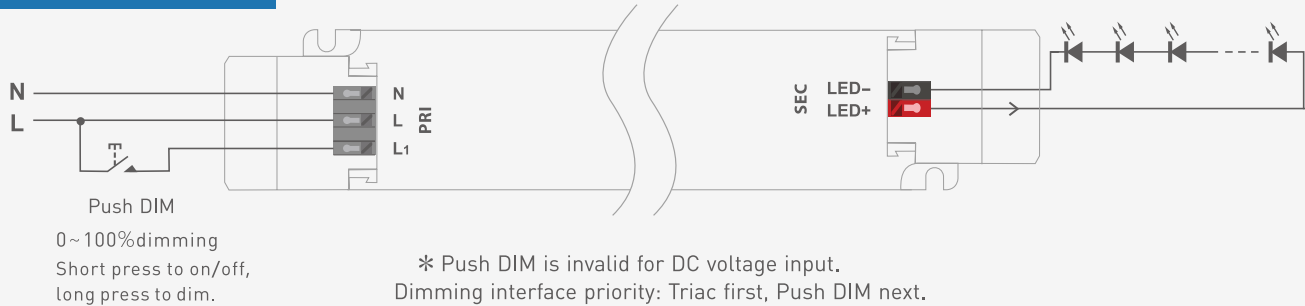
E&OE

## Wiring Diagram


### Triac connection



### Push DIM connection



## Push Dimming

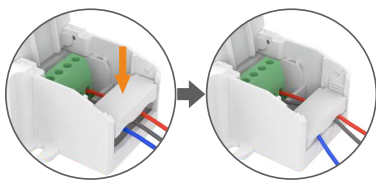


Reset switch


- On/off control: Short press.
  - Stepless dimming: Long press.
  - With every other long press, the brightness goes to the opposite direction.
  - Dimming memory: The lights will return to its previous brightness value when short press on PUSH DIM button.
- Power on again after power cut, the output brightness is subjected to the input voltage of drivers.

## Protective Housing Application Diagram

### Tension plate



Push the tension plate down to fix the electric wires.



Push the side plate outwards and remove the tension plate by prying it up with a tool at the same time.

### Remove the protective housing



Pull the bottom left and right from the bottom to remove it.